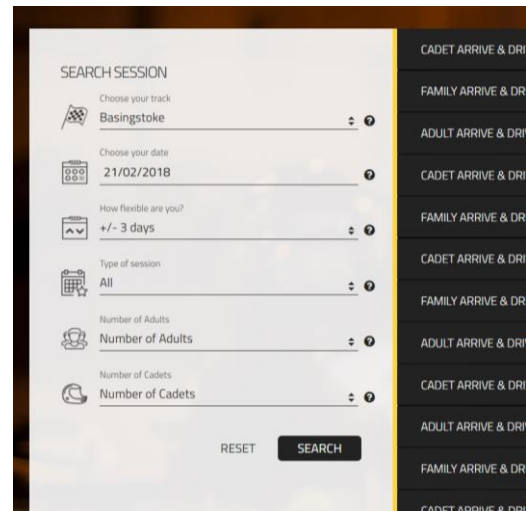


HOW TO USE OUR ONLINE BOOKING SYSTEM

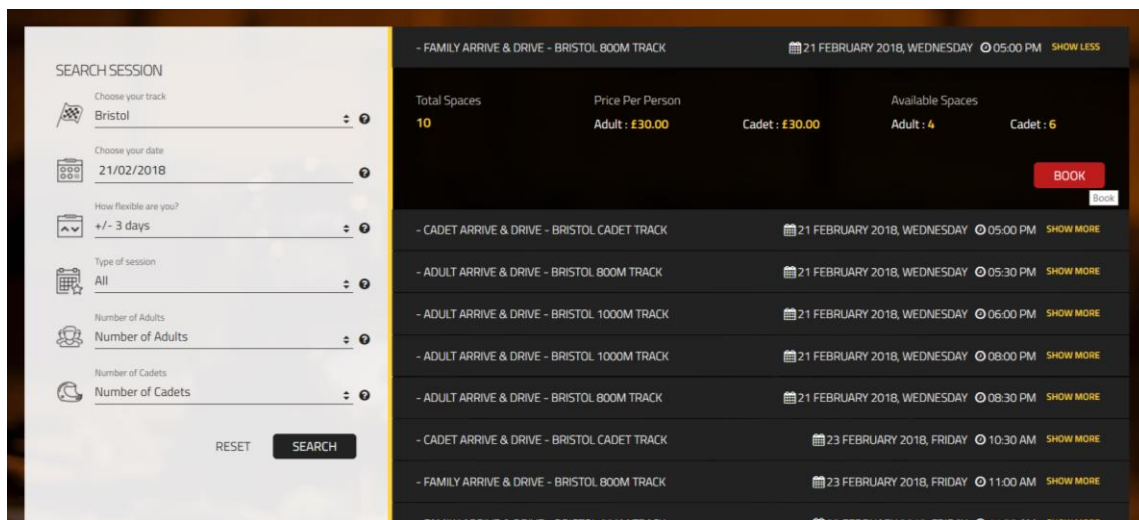
Step 1

Select your local track, date and the event you wish to race in on the right hand side. You can also select the number of cadet & adult racers.



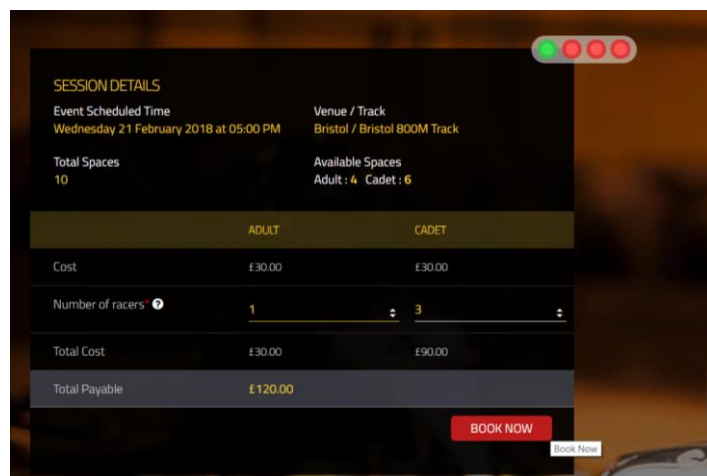
Step 2

Available racing sessions based on your search criteria will appear to the right. Select which session suits you best and click "Book" to continue.



Step 3

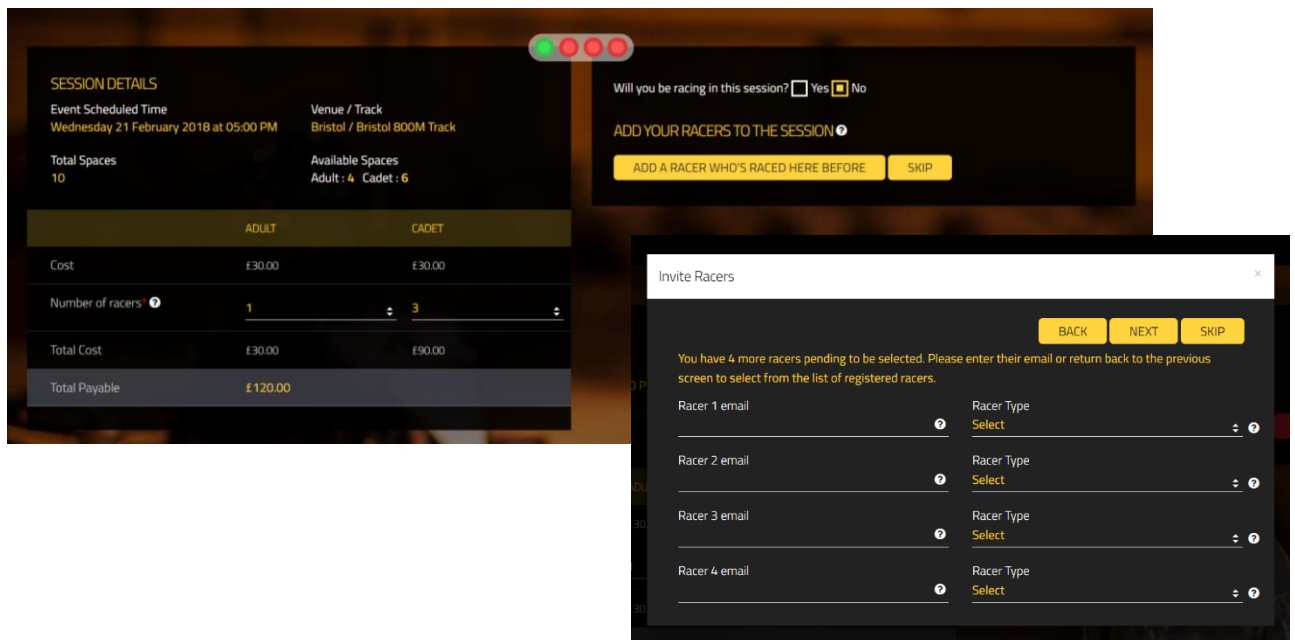
Select the number of drivers who will be racing. Please note: If you are booking a Family Arrive & Drive, there must be at least 1 adult to 1 to 3 Cadets. If you would just like to book adults on track, please select an adult only session.



After you click “Book Now” you will need to either sign in or create a profile to continue.

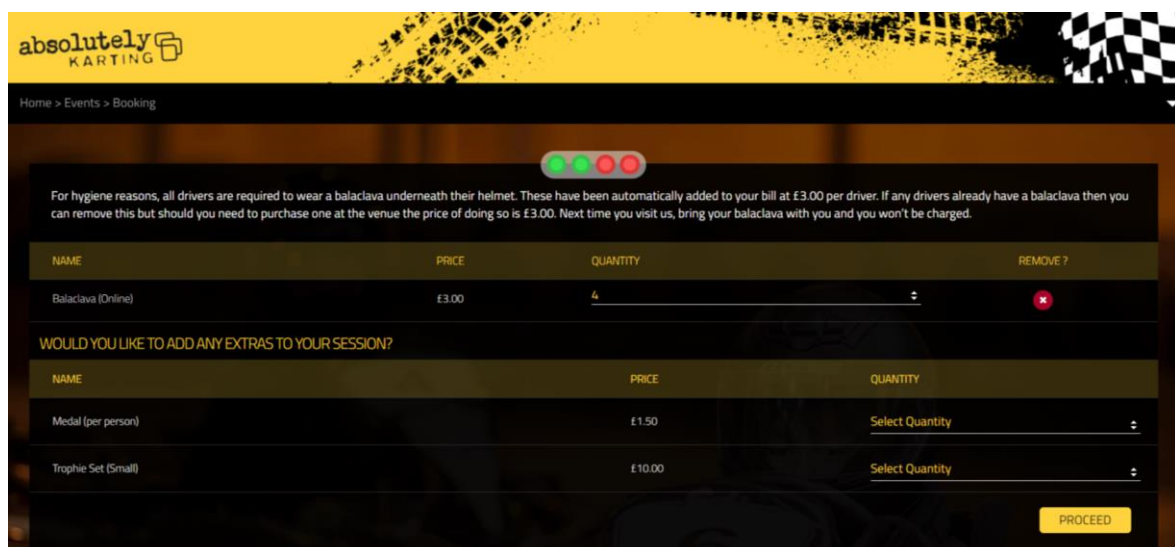
Step 4

After you have signed in or created a profile, you will be asked if you are racing in this session. Either select Yes OR No. We do recommend, where possible adding the names of drivers to your booking if they have raced here before but don't worry about this too much. You'll just need the full name and date of birth of any additional racers. This section can be skipped entirely if you'd prefer.



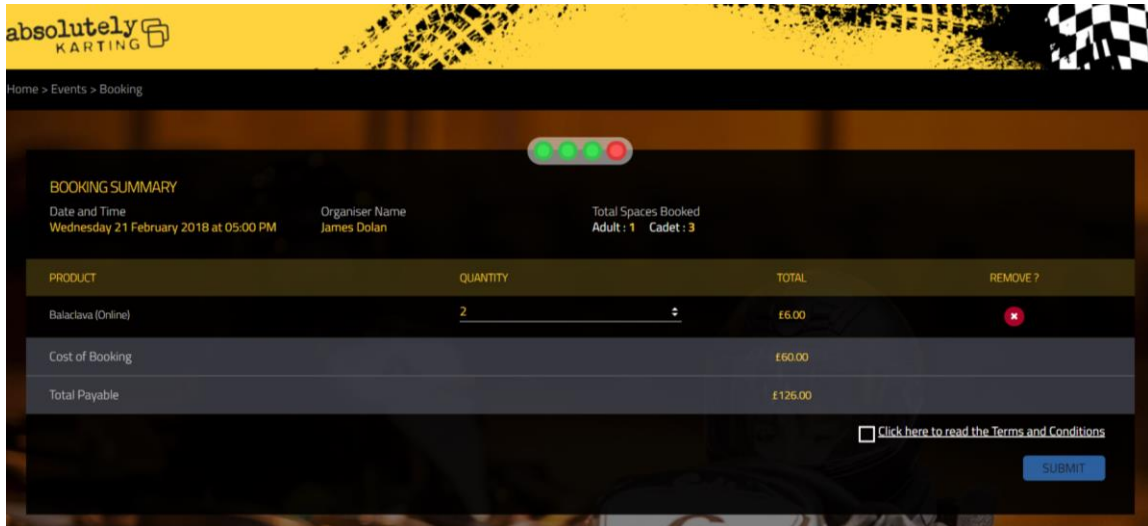
Step 5

On this page you can add or remove additional items to your session. For hygiene reasons, balaclavas are required when using our helmets and these are added on automatically. If you have your own or using your own helmet, these can be removed. Once you are happy with your additional items, select “Proceed”.



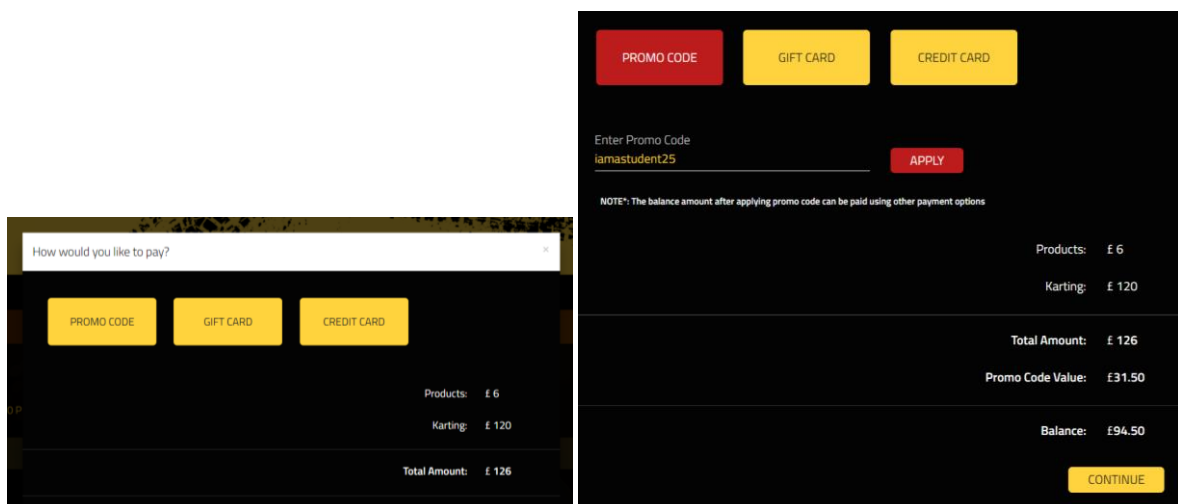
Step 6

Please review your booking and read our Terms & Conditions before continuing to the checkout. The “Submit” button will enable after you tick the box confirming you have read and agree to our Terms & Conditions.



Step 7

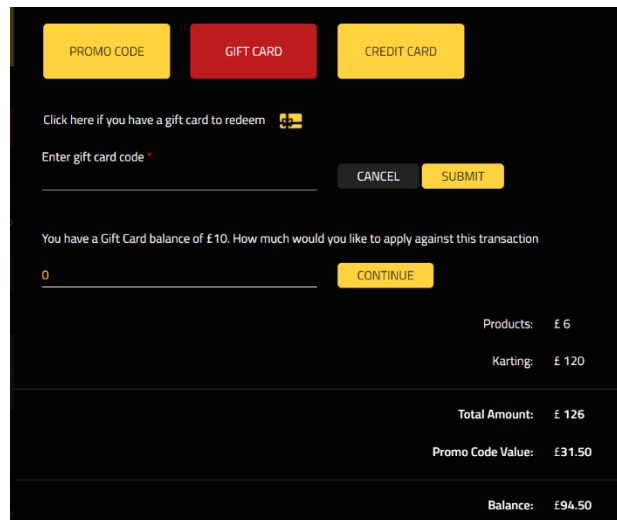
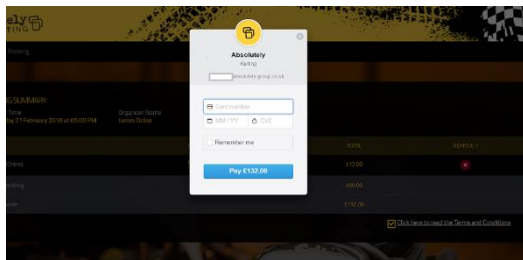
At this stage you can enter a promo code, click “Apply” and if the promo code is valid it will be applied to your booking.



Clicking “Continue” will take you to a page to use a gift card. Enter the long number on the back your card and click “Submit”. If there is a balance available to use, you will then be able to choose how much of this balance to use against your karting session.

If you do not have a gift card to use, click “Credit Card” followed by “Continue”.

A box will appear asking you to input your long card number, expiry date & CVC. Click “Pay” to confirm your booking.



Step 8

All done, a confirmation email will be emailed to you confirming your karting session. If you have any problems, simply give us a call on 0300 30 33 548.